

Federal Fiscal Year 2020/2021 Summary

10/20/2021



SMTC

Synopsis

The SMTC staff prepared the *Federal Fiscal Year Summary* to capture fiscal and capital program management relevant “end-of-year” items. This multi-page graphical summary covers a variety of topics and is supportive of a transparent, performance-based planning and programming process utilized throughout the development and maintenance of the Transportation Improvement Program (TIP). Although projects on the TIP are funded with federal, state and local funds that when combined provide a “Total” cost, the information in the following pages is predominantly based on federal transportation dollars from the Federal Highway Administration (FHWA) or the Federal Transit Administration (FTA) programs, with one exception. “Major Projects” are identified according to a project’s “Total” cost of the construction and inspection phase.

Individual infographics have been created for those listed below.

1. Programmed Dollars by Sponsor
2. Programmed Percentages by Sponsor
3. Project Type and Funds Programmed
4. Programmed Dollars by Fund Source
5. Outside MPA Funds
6. Major Projects
7. Obligation by Sponsor
8. Project Adjustments
9. Projects by Project Adjustment Category
10. Obligation, Amendment and Administrative Modification Timelines
11. National Highway System Projects
12. Bridge & Paving Projects
13. Environmental Justice Areas
14. FTA Projects and Programmed Funds
15. FTA Project Adjustments

At the close of Federal Fiscal Year 2020/2021 (October 1, 2020 – September 30, 2021), the TIP had programmed \$74.111M federal FHWA funds to six sponsors. Of the six sponsors, 82% of the funds were programmed to the New York State Department of Transportation. Overall, 100% of FHWA programmed funds received obligation. Regarding FTA federal funds, \$2.051M was programmed at the end of the year with 100% of FTA funds obligated.

Additional information on the TIP process and projects, including an annual obligation report that details information by project in the 2020/2021 Federal Fiscal Year, are available on the SMTC website at:

<https://smtcmpo.org/about-us/planning-process/tip/>

Federal Highway Administration Programmed Funds

Federal Fiscal Year 2020/2021 Summary

Programmed Dollars by Sponsor

October 1st



\$50.243M



\$3.849M



\$11.132M



\$0.569M



\$0.208M



\$0.126M



September 30th



\$60.662M



\$3.293M



\$9.600M



\$0.218M



\$0.208M

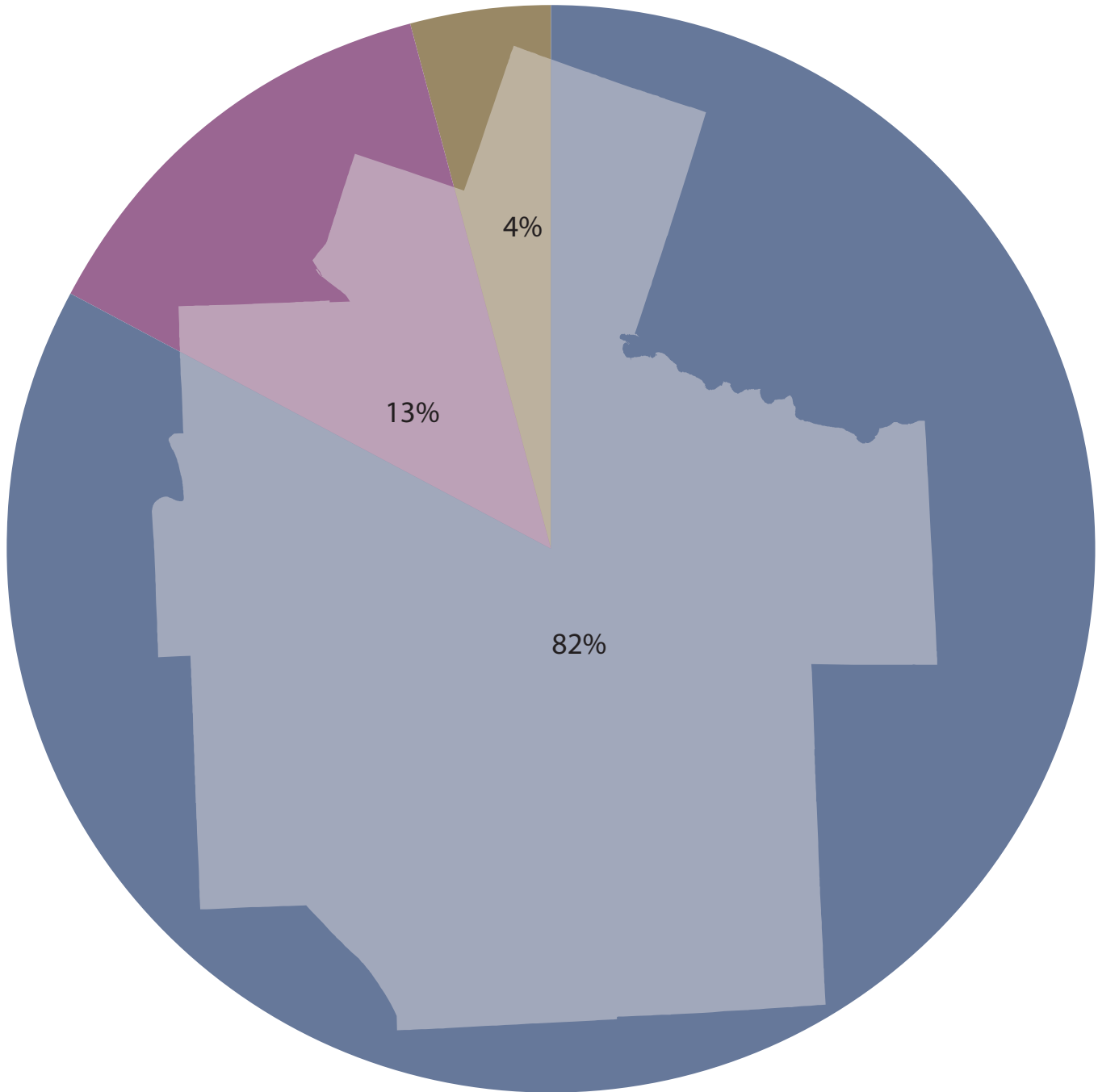


\$0.130M



Federal Fiscal Year 2020/2021 Summary

Programmed Percentages by Sponsor



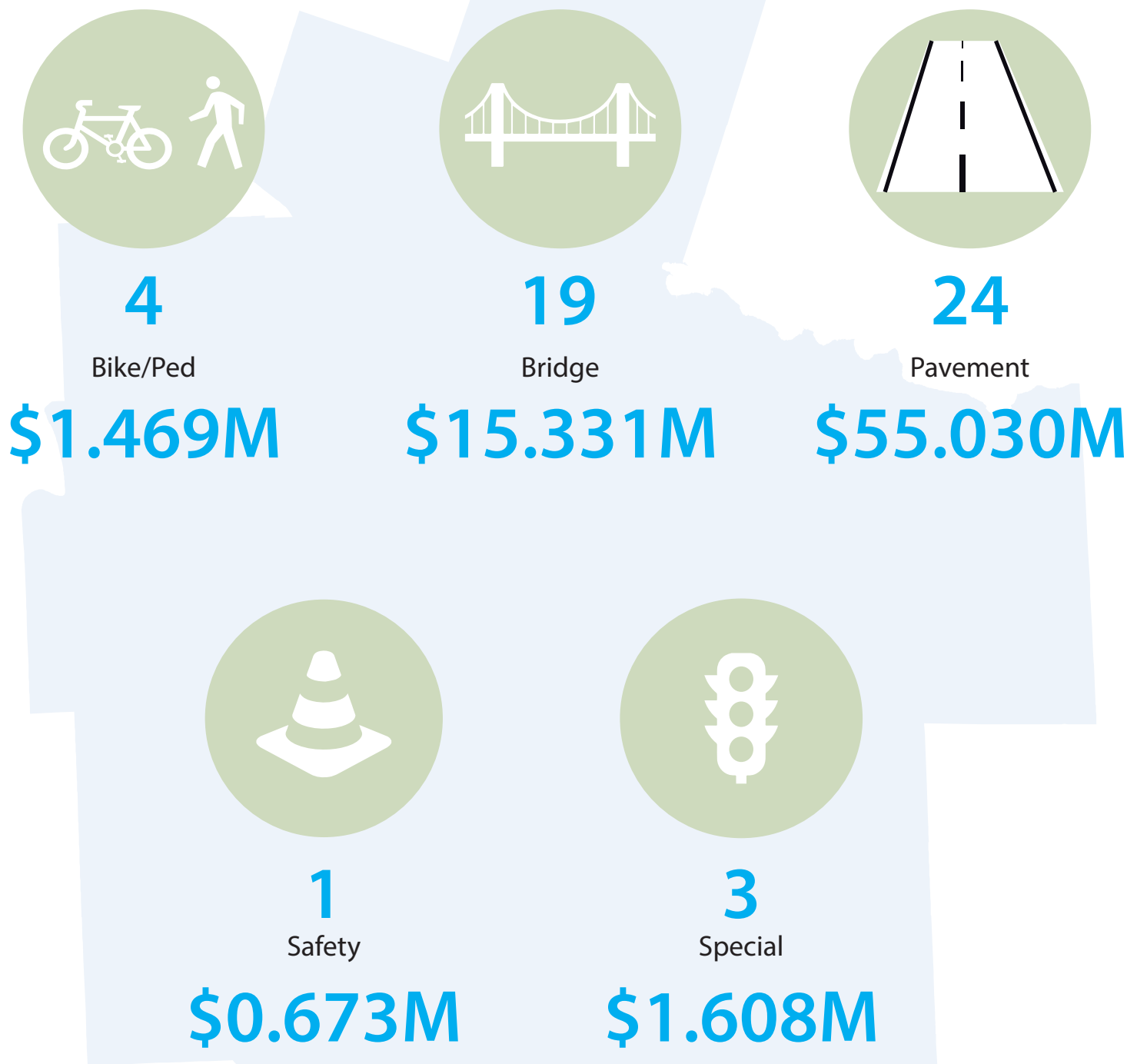
- Cicero, Solvay, and NYSTA equate to less than 1%



Federal Fiscal Year 2020/2021 Summary

Project Type and Funds Programmed

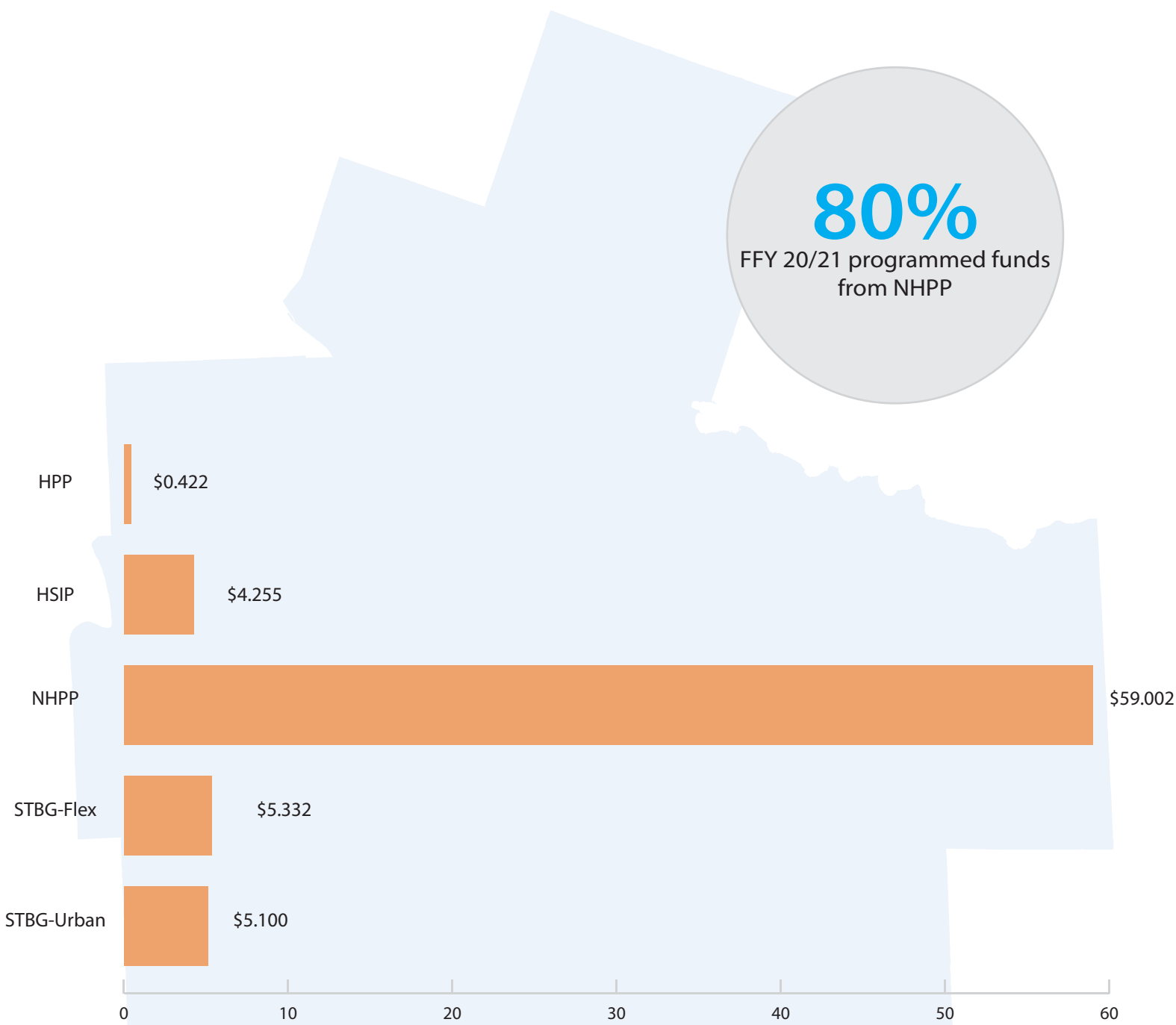
- Summary based on funds programmed to any project phase. Values do not represent just construction activity.



Federal Fiscal Year 2020/2021 Summary

Programmed Dollars by Fund Source

80%
FFY 20/21 programmed funds
from NHPP



- HPP (High Priority Project)
- HSIP (Highway Safety Improvement Program)
- NHPP (National Highway Performance Program)
- STBG-Flex (Surface Transportation Block Group - Flexible)
- STBG-Urban (Surface Transportation Block Group - Large Urban)



Federal Fiscal Year 2020/2021 Summary

Outside MPA Funds

- Funds (core and non-core) programmed to projects from outside the Metropolitan Planning Area (MPA) such as via statewide solicitations, Congressional appropriations, or non-MPA planning targets.



\$25.933M

Core funds

- HSIP (Highway Safety Improvement Program)
 - NHPP (National Highway Performance Program)
 - STBG-Urban (Surface Transportation Block Group - Large Urban)*
- *Non planning target funds brought in by NYSDOT

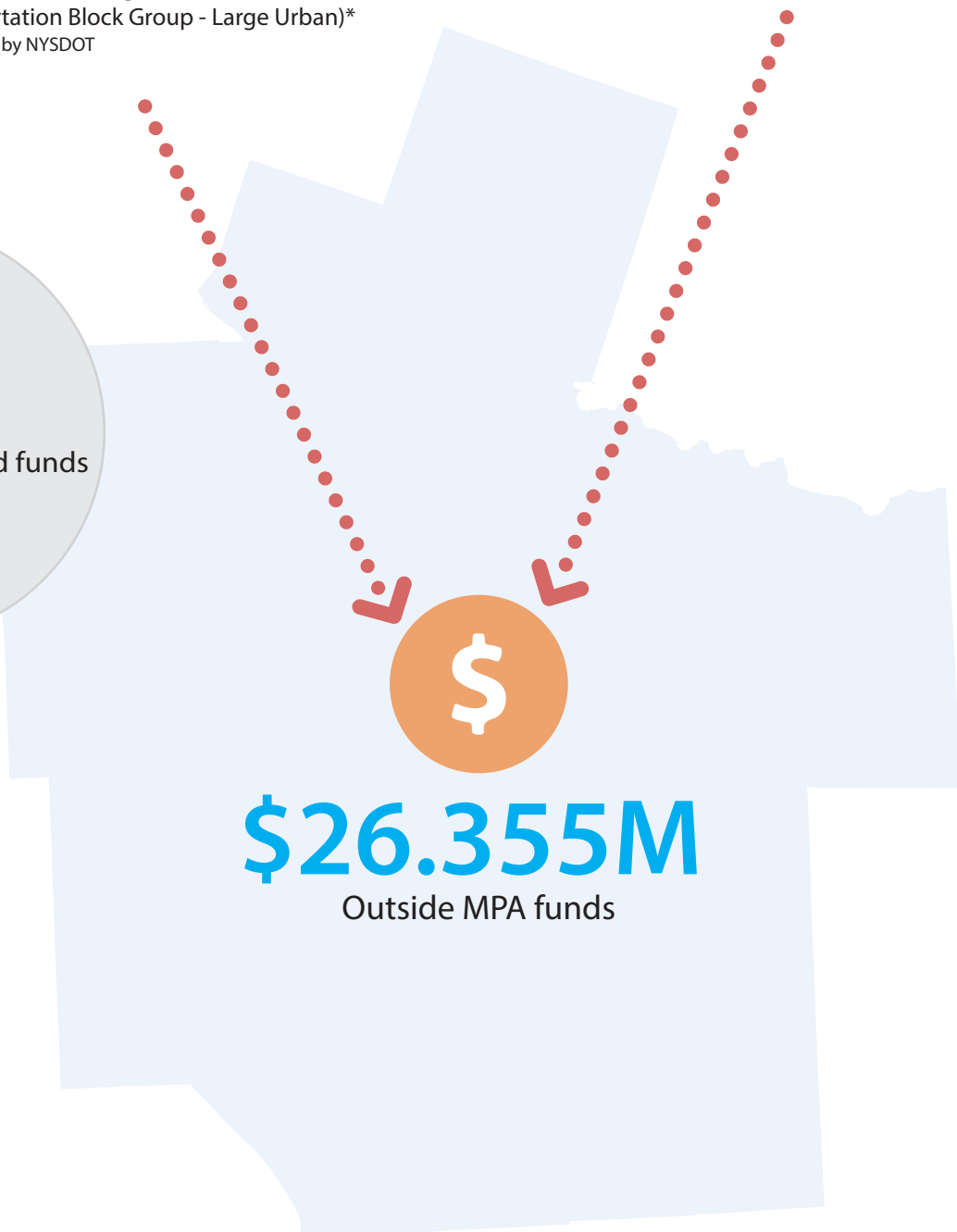


\$0.422M

Non-core funds

- HPP (High Priority Project)

36%
FFY 20/21 programmed funds




\$26.355M

Outside MPA funds

Federal Fiscal Year 2020/2021 Summary

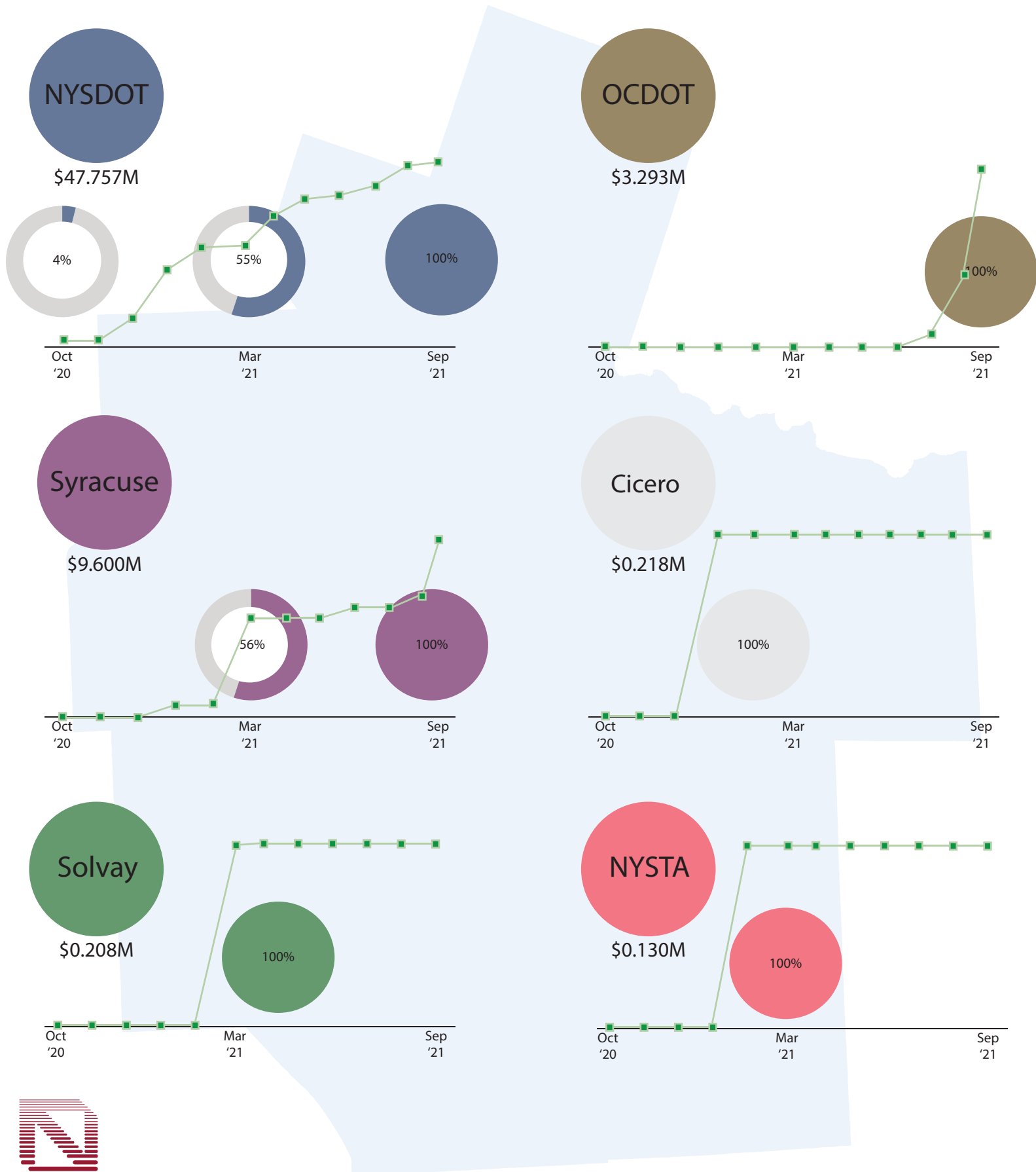
Major Projects

- SMTC considers a major project as any project with a "Total" construction and inspection cost of \$3,000,000 or more. The number of major projects may be less than the actual number of construction projects programmed in a given year. In FFY 20/21, including major projects, there were 21 projects with funds programmed to the construction phase.



Federal Fiscal Year 2020/2021 Summary

Obligation by Sponsor



Project Adjustments



Amendments

47

45 Executive
2 Policy

NYSDOT

33

NYSTA

2

OCDOT

4

Cicero

1

Syracuse

6

- Committee approval required (i.e., addition or deletion of project, phase delay or significant cost increase).

- Total amendments number includes 1 assigned to several sponsors.



Administrative Modifications

6

NYSDOT

2

NYSTA

1

Syracuse

2

Cicero

1

- Committee approval not required (i.e., minor cost increase or decrease).

Projects by Project Adjustment Category



1

New Project Added

PIN 380518

7

Requested More Funds through Admin Mod

PINs 375495, 375584, 375651, 380429, 380764, TWSE20, TWSW20



18

Phase Delays

PINs 301021, 301713, 303771, 303774, 307625, 310417, 310424, 328723 (2x), 380429, 380518, TWSE20, TWSW20, 375576, 395072, 395074, 375649, 375495

1

Requested Fund Source Change through Admin Mod

PIN 350152

21

Requested More Funds through Amendment

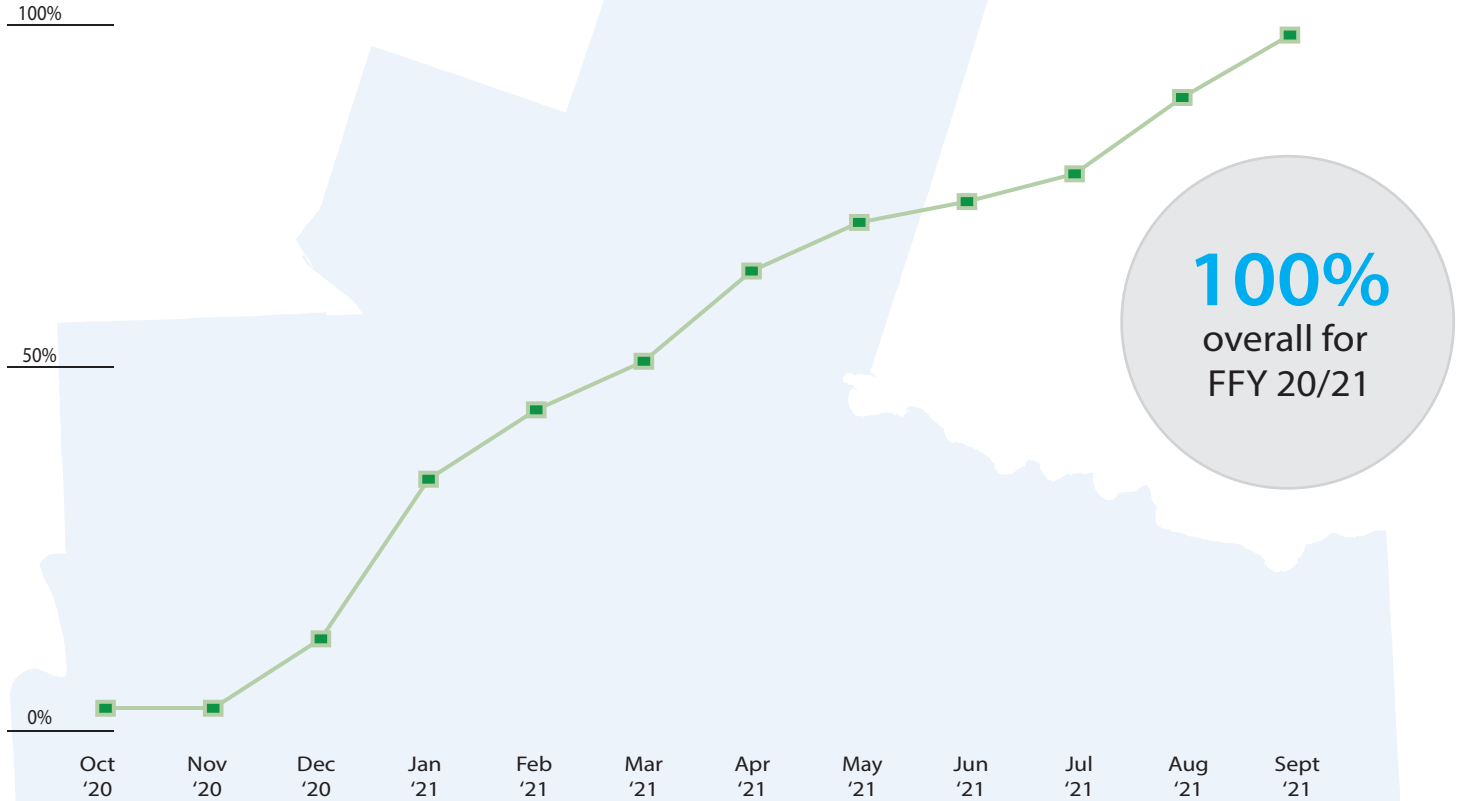
PINs 304368 (4x), 328723, 350152 (2x), 350167, 350187, 360278 (2x), 360282, 360285, 360310 (3x), 375569, 375606, 375625 (2x), 380567

- 10 projects, not reflected in above boxes were brought forward to show project adjustments.

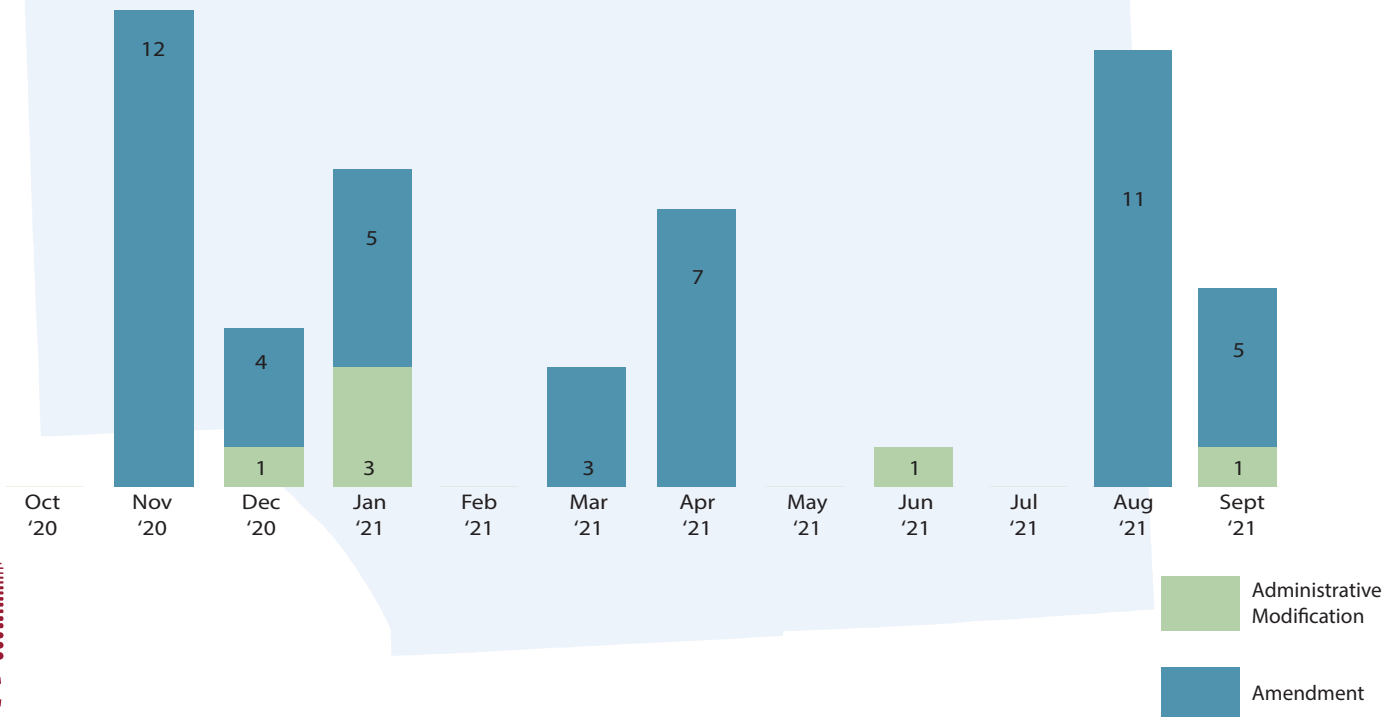
Federal Fiscal Year 2020/2021 Summary

Obligation, Amendment & Admin Mod Timelines

Obligation Timeline



Amendment & Administrative Modification Timeline



Administrative Modification

Amendment

Federal Fiscal Year 2020/2021 Summary

National Highway System Projects

- Federal surface transportation authorizations emphasize a performance-based planning & programming process. Several national performance measures are established that relate to conditions, and reliability of, the National Highway System (NHS). The graphic is reflective of funds programmed in FFY 20/21 to NHS facilities for any project phase, and not limited strictly to construction.

Interstate

11

Projects

+

Non-Interstate NHS

24

Projects

\$13.217M

\$43.314M

-Number and dollar value includes projects that may be partially on the interstate system and non-NHS.

=

35

projects on NHS facilities

\$56.531M

programmed on NHS facilities

76%

FFY 20/21 funds
programmed for NHS facilities

Note: values may be lower as calculations include multiple location projects that have partial NHS coverage.

Federal Fiscal Year 2020/2021 Summary

Bridge & Paving Projects

- Number of bridge (rehabilitation, replacement) and paving projects with Construction and Inspection funds programmed in FFY 20/21.



4 rehabilitation or replacement projects

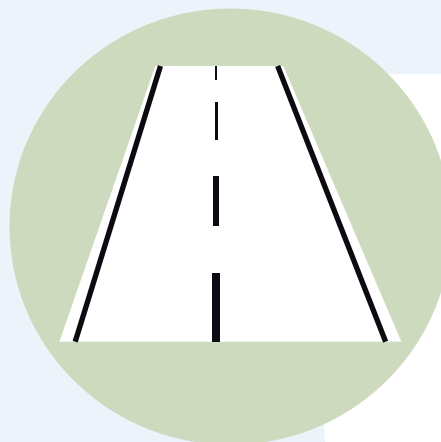
\$11.919M

6 bridges

11 paving projects

\$41.015M

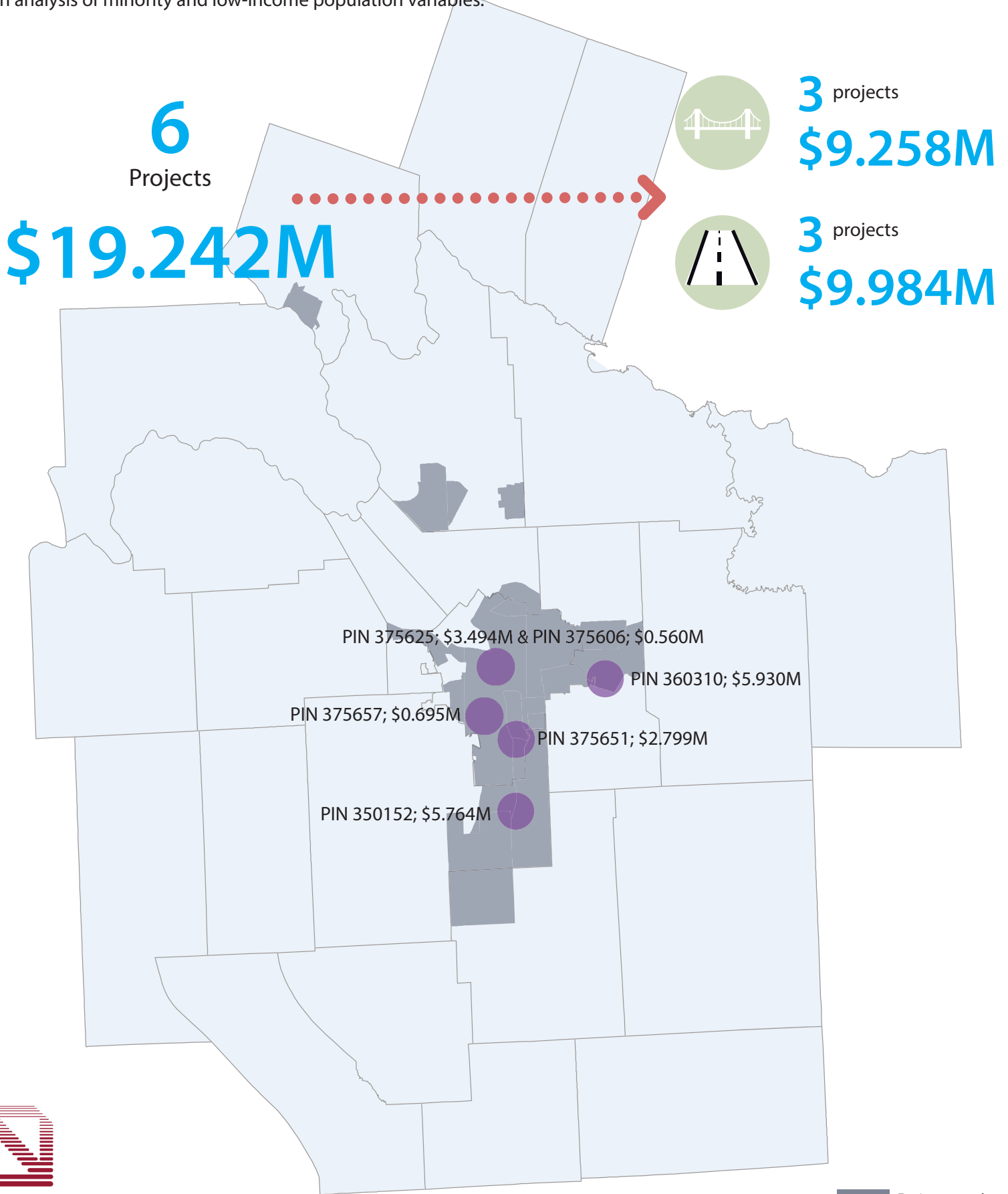
44.5 centerline miles



Federal Fiscal Year 2020/2021 Summary

Environmental Justice Areas

- Construction and Inspection funds programmed in Environmental Justice areas in FFY 20/21. Areas identified based on analysis of minority and low-income population variables.

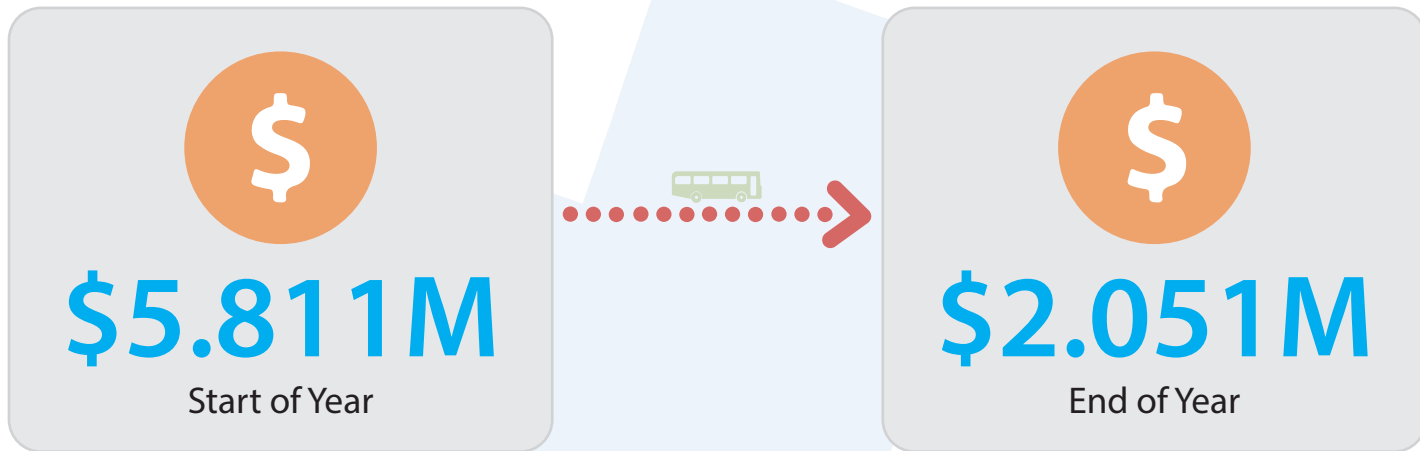


Environmental Justice Area

Federal Transit Administration Programmed Funds

Federal Fiscal Year 2020/2021 Summary

FTA Projects and Programmed Funds



7
Projects

100%
obligation for
FFY 20/21

Federal Fiscal Year 2020/2021 Summary

FTA Project Adjustments



Amendments

10

1 Executive
9 Policy

2

New Projects Added

PINs 382930, 382931

3

Requested More Funds

PINs 382908, 382909, 382911

3

Projects Removed

PINs 382862, 382866, 382907

1

Decreased Funds

PIN 382910

1

Fund Source Change

PIN 382852



- Adjustments that occurred over the course of the Federal Fiscal Year regardless of impacted year.